

Just-in-time preemptive single machine problem with costs of earliness/tardiness, interruption and work-in-process

Mohammad Kazemi^a, Elnaz Nikoofarid^b, Amin Aalaei^{c*} and Reza Kia^d

^aDepartment of Industrial Engineering, Birjand University of Technology, Birjand, Iran

^bDepartment of Industrial Engineering, Mazandaran University of Science & Technology, Babol, Iran

^cDepartment of Industrial Engineering & Management Systems, Amirkabir University of Technology, Hafez Ave, Tehran, Iran

^dDepartment of Industrial Engineering, Firoozkooh Branch, Islamic Azad University

ARTICLE INFO

Article history:

Received 20 October 2011

Received in revised form

November, 2, 2011

Accepted November, 18 2011

Available online

28 November 2011

Keywords:

Just-in-time

Preemption

Earliness/Tardiness

Interruption Penalties

Work-In-Process

Single Machine Scheduling

ABSTRACT

This paper considers preemption and idle time are allowed in a single machine scheduling problem with just-in-time (JIT) approach. It incorporates Earliness/Tardiness (E/T) penalties, interruption penalties and holding cost of jobs which are waiting to be processed as work-in-process (WIP). Generally in non-preemptive problems, E/T penalties are a function of the completion time of the jobs. Then, we introduce a non-linear preemptive scheduling model where the earliness penalty depends on the starting time of a job. The model is liberalized by an elaborately-designed procedure to reach the optimum solution. To validate and verify the performance of proposed model, computational results are presented by solving a number of numerical examples.

© 2012 Growing Science Ltd. All rights reserved

1. Introduction

In the single machine scheduling problem with E/T, a set of jobs, each with an associated due date, has to be scheduled on a single machine. Each job has a penalty per unit time associated with completing before its due date, and a penalty per unit time associated with completing after its due date. There are many extensive efforts in the recent years to minimize the weighted number of early and tardy jobs in single machine scheduling problem (Seidmann et al. 1981; Bector et al. 1988; Davis & Kanet, 1993; Nandkeolyar et al. 1993; Ventura & Weng, 1994; Szwarc & Mukhopadhyay, 1995; Hoogeveen & Van De Velde, 1996; Wan & Yen, 2002; Luo et al. 2006; Hendel & Sourd, 2006; Liao & Cheng, 2007; Sourd & Kedad-Sidhoum, 2003).

M'Hallah (2007) addressed a single machine scheduling problem in order to minimize the total number of earliness and tardiness, where processing times of jobs are different and due dates also are distinct and idle time is not allowed. He developed and analyzed a hybrid heuristic, which combines local search heuristics such as dispatching rules, hill climbing and simulated annealing with an evolutionary algorithm based on genetic algorithms.

* Corresponding author Cell phone: +98-9363767625

E-mail: amin_aalaei@yahoo.com, amin_aalaei@aut.ac.ir (A. Aalaei)

Gupta and Chantaravarapan (2008) presented a mixed-integer linear programming model for single machine scheduling problem considering independent family (group) setup times where jobs in each family are processed together. A sequence-independent setup time is required to process a job from a different family.

Wan and Yen (2009) considered a single machine scheduling problem to minimize the total weighted earliness subject to minimum number of tardy jobs. They developed a heuristic and a branch and bound algorithm and compared these two algorithms for problems in different sizes. Hepdogan et al. (2009) Investigated a meta-heuristic solution approach for the early/tardy single machine scheduling problem with common due date and sequence-dependent setup times.

The objective of this problem is to minimize the total amount of earliness and tardiness of jobs, which are assigned to a single machine. Shirazi et al. (2010) proposed a new approach called Tabu-Geno-Simulated Annealing (TGSA) by hybridization of three well-known metaheuristics for solving single machine scheduling problem for a common due date with arbitrary E/T penalties. The objective is to determine the common due date and processing sequence of new jobs together with the re-sequencing of old jobs to minimize the sum of total E/T, completion time, and due date related penalties.

2. Literature review

Just-in-time (JIT) scheduling problems establish a well-studied class of multi-criteria scheduling problems. Indeed, these problems with earliness penalties are very useful to represent practical problems, in which either perishable goods should be delivered or storage costs should be regarded. Tardiness, T_i , and earliness, E_i , are computed by:

- $T_i = \max(0, C_i - d_i)$,
- $E_i = \max(0, d_i - C_i)$,

where C_i and d_i denote the completion time and due date of job i , respectively. Clearly, a task cannot simultaneously have a positive tardiness and a positive earliness; a task is either tardy or early. Moreover, earliness and tardiness are often similar in terms of costs induced by a delivery that is not on time. Therefore, these two criteria are often aggregated into a single criterion $f_i(C_i) = a_i E_i + b_i T_i$, which is called the weighted deviation of the task with respect to its due date. Interestingly, this deviation function can be generalized to express more complex combinations of contradicting criteria and soft or hard constraints on the due date obligated by a customer. Garey et al. (1988) proposed a direct algorithm based on the blocks of adjacent jobs with computational complexity $O(n \log n)$, valid for the JIT problem with symmetric earliness and tardiness penalties.

Tavakkoli-Moghaddam et al. (2005) studied a single machine scheduling problem to minimize the sum of maximum earliness and tardiness by considering idle insertion. The proposed model, which could be adapted by production systems such as JIT presented the optimal solutions. Additionally, the authors developed a number of effective lemmas regarding idle insertion. For this type of scheduling models, Tavakkoli-Moghaddam et al. (2006) introduced a branch-and-bound algorithm to solve the problems, where a suitable lower and upper bound were represented. To show the effectiveness of the proposed algorithm, they generated and solved different sizes of the model. Esteve et al. (2006) studied the problem of scheduling JIT with a set of jobs on a single machine to minimize the mean weighted deviation from distinct due dates. Recovering Beam Search algorithm was proposed by the authors to show the efficiency of the solution approach.

In the classical one-machine problem with earliness-tardiness where preemption is allowed, each job has two due dates instead of one; one of them deals with the starting time and the other with completion time of jobs (Bülbül et al., 2007; Sourd & Kedad-Sidhoum, 2008; Hendel et al., 2009). Hendel et al. (2009) investigated a new single machine scheduling problem with earliness and

tardiness to capture the JIT philosophy, where the earliness costs depend on the start times of the jobs and tardiness costs depend on completion times. They applied an efficient representation of dominant schedules and introduced a polynomial algorithm to compute the best schedule for a given representation. By using local search algorithm and a branch-and-bound procedure, the authors showed there is a very small gap between their results and optimum solutions. Runge and Sourd (2009) addressed a new model for the single machine E/T scheduling problem where preemption is allowed. In this model, presented interruption costs are based on the WIP of the job. The WIP costs are based on the differences among the start and completion times of the jobs. This model presented two main advantages over an existing model HS presented by Hendel and Sourd (2005).

Primary, HS does not penalize interruption in all cases. And the next advantage is that liberty among the E/T and the WIP costs allows them to design a new timing algorithm with a better time complexity. Also they discussed for several dominance rules and the particular case of the scheduling problem around a common due date. Furthermore, presented the lower bound for the timing algorithm and explained that a local search algorithm based on their new timing algorithm is sooner than a local search algorithm, which uses the timing algorithm presented by Hendel and Sourd (2005). Khorshidian et al. (2011) presented a new mathematical model in the expansion of the classical single machine E/T scheduling problem where preemption is allowed and idle time is also considered. The proposed model finds the sequence configuration with the aim of minimizing the scheduling costs. An efficient algorithm based on genetic algorithm (GA) was planned to solve the mathematical model. Schematic representation of literature review for problem definition is illustrated in Table 1.

Table 1

Scheduling attributes used in the present research and in a sample of published articles

Authors	Single machine	Objective			Preempti on jobs	Environ ment (JIT)
		E_i	T_i	Others		
Seidmann et al. (1981)	√	√	√	√		
Garey et al. (1988)	√	√	√			√
Bector et al. (1988)	√	√	√			
Davis & Kanet (1993)	√	√	√			
Nandkeolyar et al. (1993)	√	√	√			
Ventura & Weng, (1994)	√	√	√			
Szwarc & Mukhopadhyay (1995)	√	√	√			
Hoogeveen & Van De Velde (1996)	√	√	√			
Wan & Yen (2002)	√	√	√			
Sourd and Kedad-Sidhoum (2003)	√	√	√			
Tavakkoli-Moghaddam et al.(2005)	√	√	√			√
Hendel & Sourd (2006)	√	√	√			
Esteve et al. (2006)	√			√		√
M'Hallah (2007)	√	√	√			
Bülbül (2007)	√	√	√		√	√
Liao & Cheng (2007)	√	√	√			
Gupta & Chantaravaran (2008)	√		√			
Sourd & Kedad-Sidhoum (2008)	√	√	√		√	√
Wan & Yen (2009)	√	√	√			
Hendel et al., (2009)	√	√	√		√	√
Hepdogan et al. (2009)	√	√	√			
Shirazi et al. (2010)	√	√	√			
Khorshidian et al. (2011)	√	√	√		√	√
Proposed model in this paper	√	√	√	√	√	√

Runge and Sourd (2009) calculated the total interruption and WIP penalties by the “idle” time (for job J_i) is equal to $C_i - S_i - p_i$. However, in our model, we calculate the number of interruption and work-in-process of each job, separately. In addition, in our model, WIP penalties are commensurate with percentage of a process improvement for each job, in other word, if a job is interrupted, the time this job spends on the machine is extended and WIP increases.

The remainder of this paper is organized as follows. In Section 3, a new mathematical model is presented for a single machine scheduling problem in JIT system where preemption and idle times are allowed, with E/T penalties, interruption penalties and holding cost of jobs which are waiting to be processed as work in process (WIP). The linearization procedure and the liberalized model are presented in Section 4. Section 5 shows the numerical examples to validate and verify the performance of proposed model. Finally, conclusion is given in Section 6.

3. Problem formulation

3.1. Problem description

In this section, a nonlinear programming mathematical model of a single machine scheduling problem with preemptive jobs in JIT environment to minimize the total tardiness-earliness penalties, interruption penalties and holding cost of jobs which are known as work- in-process is proposed. Since this model permits preemption, we have to add a term to the objective function, which penalizes the interruption of jobs. Certainly, if a job is interrupted, the time this job spends on the machine is extended and work-in-process increases. We assume that the processing times, starting times and due dates are integer numbers. The problem is formulated according to the following assumptions.

1. The processing time for each job is known and deterministic.
2. Only one job can be processed on the machine simultaneously.
3. A job can be processed by the machine if it is idle.
4. The preemption of jobs is allowed.
5. Completing a job before its due date is not allowed.
6. Number of jobs to be processed is constant.
7. Work-in-process is allowed and its associated cost is considered.
8. More processed job will incur more cost of work-in-process if it is interrupted.
9. The interrupt cost of each job is considered.
10. Machine setup time is negligible.
11. The machine will never breakdown and be available throughout the scheduling period.

Consider a non-preemptive single machine scheduling problem with scheduling problem with just-in-time (JIT) approach. Associated with each job i , $i = 1, \dots, N$, are several parameters: P_i , the processing time for job i ; D_i^c , the due date for job i ; β_i , the tardiness cost per unit time if job i completes processing after D_i^c ; and earliness costs as $E_i = \max(0, D_i^s - S_i)$ where this penalty depends on the starting time of a job; S_i where is the start time of job i ; and $D_i^s = D_i^c - P_i + 1$ is the ideal start time for job i (that is the target start time); and α_i , the earliness cost per unit time if job i starts processing before D_i^s . We assume that the processing times, start times and due dates are integers.

3.2. Notations

3.2.1. Subscripts

N Number of job

- J Number of position
- i Index for job ($i=1,2,\dots,N$)
- j Index for position ($j=1, 2,\dots,J$)

3.2.2. *Input parameters*

- P_i Processing time of job i ,
- D_i^c The ideal completion time (or due date) of job i ,
- α_i The unitary earliness penalty of job i if it starts processing before D_i^s ,
- β_i The unitary tardiness penalty of job i if it completes processing after D_i^c ,
- γ_i Unit cost of work-in-process holding of job i ,
- η_i The unitary interruption penalty of job i ,
- A An arbitrary big positive number.

3.2.3. *Decision variables*

- C_i Completion time of job i ,
- D_i^s Ideal starting time for job i which is computed as $D_i^s = D_i^c - P_i + 1$,
- X_{ij} 1 if job i is processed in position j , and 0 otherwise,
- E_i Earliness of job i ,
- T_i Tardiness of job i ,
- S_i Starting time of job i .

3.3. *Mathematical model*

min $Z =$

$$\sum_{i=1}^N (\alpha_i E_i + \beta_i T_i) \tag{1.1}$$

$$+ \frac{1}{2} \cdot \sum_{i=1}^N \eta_i \left[\left(\sum_{j=1}^{J-1} |X_{ij} - X_{i,j+1}| \right) + X_{iJ} + X_{i1} - 2 \right] \tag{1.2}$$

$$+ \sum_{i=1}^N \sum_{j=1}^J X_{ij} \cdot (C_i - j) \gamma_i \tag{1.3}$$

subject to

$$\sum_{j=1}^J X_{ij} = P_i \quad \forall i; \tag{2}$$

$$\sum_{i=1}^N X_{ij} \leq 1 \quad \forall i; \tag{3}$$

$$T_i \geq C_i - D_i^c \quad \forall i; \tag{4}$$

$$E_i \geq D_i^s - S_i \quad \forall i; \tag{5}$$

$$X_{ij} \in \{0,1\} \quad \forall i, j; \tag{6}$$

$$T_i, E_i \geq 0 \quad \forall i; \tag{7}$$

$$C_i = \max_j (X_{ij} \cdot j) \quad \forall i; \tag{8}$$

$$S_i = \min_j [j + A(1 - X_{ij})] \quad \forall i; \tag{9}$$

The objective function consists of three components. The first component calculates earliness and tardiness costs for all jobs. The second component computes interruption costs for all jobs. Finally,

the third component takes into account the holding cost of all jobs which are waiting to be processed as works in process. Equality (2) guarantees that the number of positions in which job i is processed is equal to the processing time of job i . Inequality (3) necessitates that in each position only one job is processed. The tardiness and earliness of each job are calculated by Constraints (4) and (5). Constraints (6) and (7) provide the logical binary and non-negativity integer necessities for the decision variables. Eq. (8) and Eq. (9) present the completion time and starting time of each job, respectively. In the following, the components of objective Fig 1 shows an example to illustrate the calculation way of earliness and tardiness in the first component of objective function and related constraints (4) and (5). As we can see, the completion time of job 1 (C_1) happens after its due date (D_1^c). As a result, tardiness of job 1 happens and its value is equal to $T_1 = C_1 - D_1^c$. Also, the starting time of job 1 (S_1) happens before its ideal starting time (D_1^s). Therefore, earliness of job 1 happens and its value is equal to $E_1 = D_1^s - S_1$. The cost resulted from E/T is obtained by product unitary E/T penalty and the related E/T quantities.

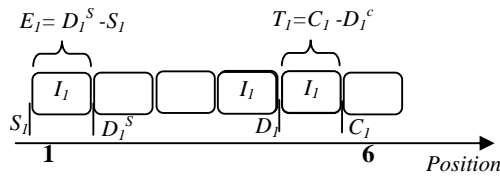


Fig. 1. Earliness and Tardiness cost

In the second component of objective function, the interruption cost is calculated by product the number of interruptions on the machine and the unitary interruption penalty. By considering that variable X_{ij} is binary, one of the following situations will happen in term $\sum_{j=1}^{J-1} |X_{ij} - X_{i,j+1}|$ of the second component of objective function:

1. If $X_{ij} = 1$ and $X_{i,j+1} = 1$, the absolute term returns 0 as the result which implies job i in positions j and $j+1$ is processed on machine without any interruption.
2. If $X_{ij} = 1$ and $X_{i,j+1} = 0$, the absolute term returns 1 as the result which implies job i is processed in position j but not in position $j+1$. Therefore, an interruption happens between positions j and $j+1$ for job i .
3. If $X_{ij} = 0$ and $X_{i,j+1} = 1$, the absolute term returns 1 as the result which implies job i is not processed in position j but in position $j+1$. Therefore, an interruption happens between positions j and $j+1$ for job i .
4. If $X_{ij} = 0$ and $X_{i,j+1} = 0$, the absolute term returns 0 as the result which implies job i in positions j and $j+1$ is not processed on machine. Therefore, there is no interruption between positions j and $j+1$ for job i .

If the starting position in which job i starts to be processed is any position except the beginning position 1, term $\sum_{j=1}^{J-1} |X_{ij} - X_{i,j+1}|$ takes into account an interruption while it doesn't happen in reality.

Similarly, if the final position in which job i completes its process is any position except the ending position J , term $\sum_{j=1}^{J-1} |X_{ij} - X_{i,j+1}|$ takes into account an interruption while it doesn't happen in reality.

To overcome this fault in calculating the number of interruptions, 2 units are subtracted from $\sum_{j=1}^{J-1} |X_{ij} - X_{i,j+1}|$. Since for a job variables X_{i1} or X_{iJ} may be equal to 1 that means the job is

processed on the beginning or ending position, then it shouldn't to subtract 2 units from term $\sum_{j=1}^{J-1} |X_{ij} - X_{ij+1}|$ and X_{i1} or X_{iJ} should be added to nullify the effect of that subtracting. Term $\sum_{i=1}^N \left[\left(\sum_{j=1}^{J-1} |X_{ij} - X_{ij+1}| \right) + X_{iJ} + X_{i1} - 2 \right]$ takes into account the number of interruptions twice its real value, therefore to reach the true number of interruptions the final value of that term should be divided to 2.

To validate the presented formula for calculating the number of interruptions, two examples for job 1 with processing time 3 are presented. In the first example two interruptions and in the second example one interruption happens.

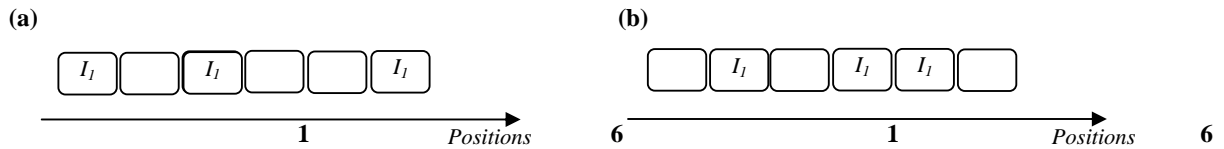


Fig. 2. Two examples to calculate the number of interruptions

As we can see, in the first example, one interruption happens between positions 2 and 3 and the other happens between positions 5 and 6. Also, in the second example only one interruption happens between positions 3 and 4. The number of interruptions for the first example based on the presented formula is as below:

$$\frac{1}{2} \sum_{i=1}^1 \left[\left(\sum_{j=1}^{6-1} |X_{ij} - X_{ij+1}| \right) + X_{i6} + X_{i1} - 2 \right] = \frac{1}{2} \cdot [((|1-0|) + (|0-1|) + (|1-0|) + (|0-0|) + (|0-1|)) + 1 + 1 - 2] = 2$$

and for the second example is $= \frac{1}{2} \cdot [((|0-1|) + (|1-0|) + (|0-1|) + (|1-1|) + (|1-0|)) + 0 + 0 - 2] = 1$.

It is proved that the presented formula calculates the number of interruptions exactly. In the third component of the objective function, the holding cost of all jobs which are waiting to be processed as works in process is computed. This component tries to complete a job after it starts to be processed as soon as possible. Also, it aims to interrupt a job in the preliminary positions of its process provided that the job is interrupted because of assumption 13. Fig 3 shows the effect of the interruption times of a job on the work-in-process holding cost in the third component of the objective function. In all three cases of this example, job 1 with process time 3 completes its process in position 6.

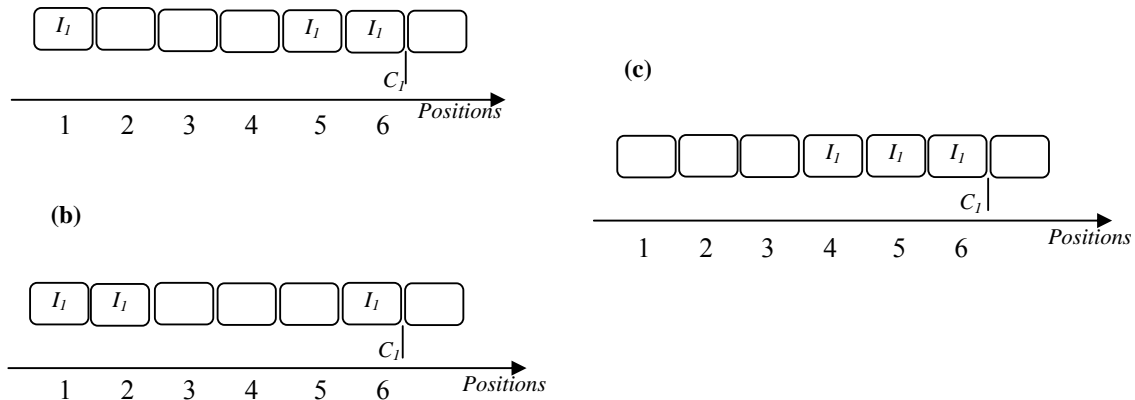


Fig. 3. The effect of the work in process cost

The work-in-process holding costs for all three cases are calculated as follows.

That is for case (a):

$$\sum_{i=1}^1 \sum_{j=1}^7 X_{ij} \cdot (C_i - j) \gamma_i = [1 \cdot (6-1) + 0 \cdot (6-2) + 0 \cdot (6-3) + 0 \cdot (6-4) + 1 \cdot (6-5) + 1 \cdot (6-6)] \cdot \gamma_1 = 6\gamma_1$$

That is for case (b):

$$= [1 \cdot (6-1) + 1 \cdot (6-2) + 0 \cdot (6-3) + 0 \cdot (6-4) + 0 \cdot (6-5) + 1 \cdot (6-6)] \cdot \gamma_1 = 9\gamma_1$$

That is for case (c):

$$= [0 \cdot (6-1) + 0 \cdot (6-2) + 0 \cdot (6-3) + 1 \cdot (6-4) + 1 \cdot (6-5) + 1 \cdot (6-6)] \cdot \gamma_1 = 3\gamma_1$$

The flow time for cases (a) and (b) is 6 and for case (c) is 3. Therefore, in case (c) a less holding cost is incurred in compare to cases (a) and (b) which is equal to $3\gamma_1$. The second time unit of process for case (a) is done in position 5 and for case (b) is done in position 2. Then, the amount of work-in-process in case (b) is more than it in case (a) and consequently it incurs more holding cost in compare to case (a) based on assumption 13.

4. Linearization of the proposed model

In this section, we present the linearization procedure and the liberalized model.

4.1. Linearization procedure

The linearization procedure that we propose here consists of four steps that are given by the four propositions stated below. Terms (1.2), (1.3), (8) and (9) are non-linear, therefore, these four terms will be liberalized using the following auxiliary variables XP_{ij} , XM_{ij} , M_{ij} , Q_{ij} , R_{ij} , F_{ij} and B_{ij} . Each proposition for linearization is followed by a proof that illustrates the meaning of each auxiliary (linearization) variable and additional constraints.

Proposition1. The non-linear term of the objective function (1.2) can be liberalized by the following transformation $|X_{ij} - X_{ij+1}| = XP_{ij} + XM_{ij}$, under the following set of constraints:

$$X_{ij} - X_{ij+1} = XP_{ij} - XM_{ij} \quad \forall i, j; \quad (10)$$

The proof of this proposition is given in Appendix A.

Proposition2. The non-linear work-in-process holding cost terms in the objective function (1.3) can be liberalized with $X_{ij} \cdot (C_i - j) = M_{ij}$, under the following set of constraints:

$$M_{ij} \geq (C_i - j) - A(1 - X_{ij}) \quad \forall i, j; \quad (11)$$

The proof of this proposition is given in Appendix B.

Proposition3. The non-linear constraint (8) can be liberalized by the following transformation $\max_j (X_{ij} \cdot j) = Q_{ij}$, under the following sets of constraints:

$$Q_{i1} = X_{i1} \quad \forall i; \quad (12.1)$$

$$Q_{ij} = Q_{ij-1} \cdot (1 - X_{ij}) + (j \cdot X_{ij}) \quad \forall i, j; \quad (12.2)$$

The proof of this proposition is given in Appendix C.

Proposition4. The non-linear constraint (9) can be liberalized by adding the following set of constraints:

$$B_{i1} = X_{i1} \quad \forall i; \tag{13.1}$$

$$B_{ij} = B_{ij-1} + (1 - B_{ij-1}) \cdot X_{ij} \quad \forall i, j; \tag{13.2}$$

$$S_i = J - \sum_{j=1}^J B_{ij} + 1 \quad \forall i; \tag{13.3}$$

The proof of this proposition is given in Appendix D.

4.2. The liberalized model

We now present the linear mathematical model as follows:

$$\min z = (1.1)$$

$$+ \frac{1}{2} \cdot \sum_{i=1}^N \eta_i \left[\left(\sum_{j=1}^{J-1} XP_{ij} + XM_{ij} \right) + X_{iJ} + X_{i1} - 2 \right] \tag{1.2}$$

$$+ \sum_{i=1}^N \sum_{j=1}^J M_{ij} \cdot \mathcal{Y}_i \tag{1.3}$$

Subject to:

(2), (3), (4), (5)

$$XP_{ij}, XM_{ij}, X_{ij} \in \{0, 1\} \quad \forall i, j; \tag{6}$$

$$G_{ij}, B_{ij}, F_{ij}, Q_{ij}, R_{ij}, M_{ij}, C_i, T_i, E_i \geq 0 \quad \forall i, j; \tag{7}$$

$$C_i = Q_{iJ} \quad \forall i; \tag{8}$$

$$X_{ij} - X_{ij+1} = XP_{ij} - XM_{ij} \quad \forall i, j; \tag{10}$$

$$M_{ij} \geq (C_i - j) - A(1 - X_{ij}) \quad \forall i, j; \tag{11}$$

$$Q_{i1} = X_{i1} \quad \forall i; \tag{12.1}$$

$$Q_{ij} = Q_{ij-1} - R_{ij} + F_{ij} \quad \forall i, j; \tag{12.2}$$

$$R_{ij} \leq Q_{ij-1} + A(1 - X_{ij}) \quad \forall i, j; \tag{12.3}$$

$$R_{ij} \geq Q_{ij-1} - A(1 - X_{ij}) \quad \forall i, j; \tag{12.4}$$

$$R_{ij} \leq A \cdot X_{ij} \quad \forall i, j; \tag{12.5}$$

$$F_{ij} \leq j + A(1 - X_{ij}) \quad \forall i, j; \tag{12.6}$$

$$F_{ij} \geq j - A(1 - X_{ij}) \quad \forall i, j; \tag{12.7}$$

$$F_{ij} \leq A \cdot X_{ij} \quad \forall i, j; \tag{12.8}$$

$$B_{i1} = X_{i1} \quad \forall i; \tag{13.1}$$

$$B_{ij} = B_{ij-1} + X_{ij} - G_{ij} \quad \forall i, j; \tag{13.2}$$

$$S_i = J - \sum_{j=1}^J B_{ij} + 1 \quad \forall i; \tag{13.3}$$

$$G_{ij} \leq B_{ij-1} + A(1 - X_{ij}) \quad \forall i, j; \tag{13.4}$$

$$G_{ij} \geq B_{ij-1} - A(1 - X_{ij}) \quad \forall i, j; \tag{13.5}$$

$$G_{ij} \leq A X_{ij} \quad \forall i, j; \quad (13.6)$$

The number of variables and constraints in the liberalized model are presented parametrically in Tables 1 and 2 respectively, based on the variable indices.

Table 1

The number of variables in the liberalized model

Variable	Count	Variable	Count	Variable	Count
X_{ij}	$N \times J$	M_{ij}	$N \times J$	R_{ij}	$N \times J$
T_i	N	F_{ij}	$N \times J$	XP_{ij}	$N \times J$
E_i	N	B_{ij}	$N \times J$	XM_{ij}	$N \times J$
Q_{ij}	$N \times J$	G_{ij}	$N \times J$		
$Sum = 2(N) + 9(N \times J)$					

Table 2

The number of constraints in the liberalized model

Con.	Count	Con.	Count	Con.	Count
(2)	N	(11)	$N \times J$	(12.8)	$N \times J$
(3)	J	(12.1)	N	(13.1)	N
(4)	N	(12.2)	$N \times J$	(13.2)	$N \times J$
(5)	N	(12.3)	$N \times J$	(13.3)	N
(6)	$N \times J$	(12.4)	$N \times J$	(13.4)	$N \times J$
(7)	$3(N) + 6(N \times J)$	(12.5)	$N \times J$	(13.5)	$N \times J$
(8)	N	(12.6)	$N \times J$	(13.6)	$N \times J$
(10)	$N \times J$	(12.7)	$N \times J$		
$Sum = 20(N \times J) + (J) + 10(N)$					

5. Numerical examples

To validate the proposed model, a numerical example in a small size with randomly generated data is solved by a branch-and-bound (B&B) method under the Lingo 11.0 software on an Intel® Core™2.4 GHz Personal Computer with 4 GB RAM. Table 3 presents the information related to each job in this example and contains processing time, due date, the penalty of earliness, tardiness, and interruption as well work-in-process holding cost.

Table 3

Job information

Job number	Processing Time	Due date	Ideal Start Time	Earliness Penalty	Tardiness Penalty	Interruption penalty	Work-in-process holding cost
1	4	9	6	80\$	60\$	5\$	1\$
2	6	12	7	60\$	40\$	8\$	2\$
3	4	12	9	80\$	90\$	6\$	5\$
4	5	17	13	70\$	80\$	3\$	2\$
5	5	29	25	60\$	50\$	2\$	1\$
6	3	29	27	30\$	60\$	4\$	2\$

The objective function value (OFV) obtained after 36134124 iterations in a CPU time 1:16':21" is presented in Table 4. Fig 4 shows the positions in which the jobs are processed, the starting and completion time of each job and the interruption interval for each job. For example, job 3 is started to be processed in position 8, interrupted in position 9 and started again to be processed in position 10 until it is exactly terminated in its due date 12. As due date is 12 and its ideal starting time is 9, job 3

incurs earliness penalty and no tardiness penalty, also imposes interruption penalty in addition to work-in-process holding cost because of the interruption happened in position 9.

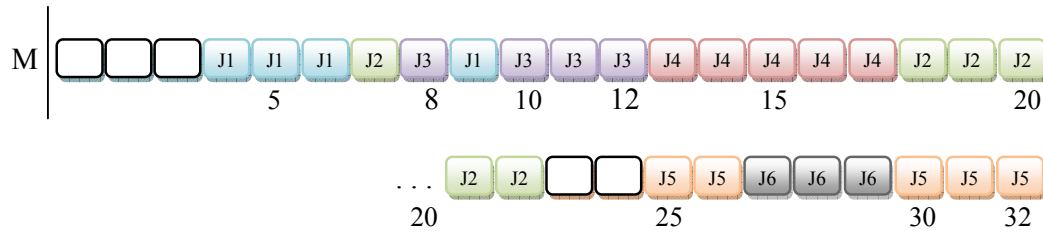


Fig. 4. Job schedules

Table 4
Objective function and its cost components

OFV	Earliness	Tardiness	Work-in-process	Interruption
950	240	550	139	21

Table 5 presents the solution obtained for each job and it contains the starting and completion time, number of interruptions and flow time. Furthermore, tardiness/earliness penalty imposed by each job is calculated in Table 5.

Table 5
The solution obtained for each job

Job number	Starting Time	Completion Time	No. of interruptions	Flow time	Tardiness Penalty	Earliness penalty
1	4	9	1	4 – 9	0	2*80\$
2	7	22	1	7 – 22	10*40	0
3	8	12	1	8-12	0	1*80\$
4	13	17	0	13-17	0	0
5	25	32	1	25-32	3*50	0
6	27	29	0	27-29	0	0

We implement the sensitive analysis of model by increasing the interruption cost of job 3 from 6 to 300. The job schedules, objective function and the solution obtained for each job is presented in Fig 5 and tables 6 and 7, respectively. Increasing in the interruption cost of job 3 causes that model tries to prevent interruption in processing of job 3. As a result, the flow time of jobs 1, 2 and 4 are increased. As we can see, job 3 is processed without any interruption and the flow time of jobs 1, 2 and 4 are increased from 6, 16 and 5 to 10, 17 and 6, respectively. Also the tardiness of job 1, 2 and 4 are increased. By comparing the objective function values presented in Tables 4 and 6, we can understand that in spite of processing job 3 without any interruption, increased flow time of jobs 1 and 2 raise the objective function from 950 to 1222.

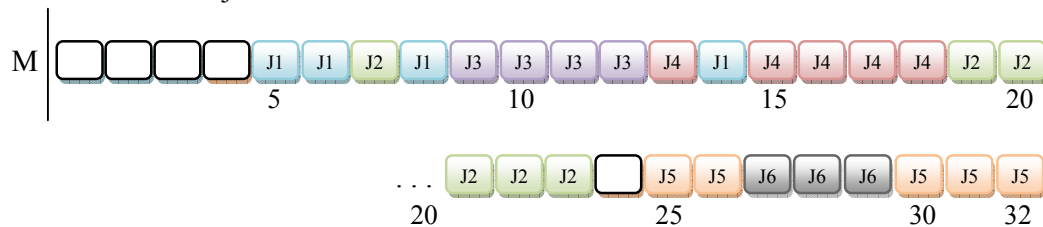


Fig. 5. Job schedules with increased interruption cost

Table 6

Objective function and its cost components with increased interruption cost

OFV	Earliness	Tardiness	Work-in-process	Interruption
1222	80	970	149	23

Table 7

The solution obtained for each job with increased interruption cost

Job number	Completion Time	No. of interruption	Flow time	Tardiness Penalty	Earliness penalty
1	9	0	6-9	0	0
2	14	1	1-14	2*60\$	0
3	12	1	5-12	0	0
4	19	0	15-19	2*80\$	0
5	29	1	22-29	0	0
6	28	0	26-28	0	1*30\$

Further to the explained example, we have also solved several numerical examples of different sizes and their results are shown in Table 8.

Table 8

Several numerical examples and related cost components of objective functions

No. of Jobs	OFV	Earliness	Tardiness	Work-in-process	Interruption	CPU time
8	1128	470	530	102	26	40':32"
10	960	620	200	114	26	1:27':11"
12	880	290	430	128	32	1:22'':49"
15	945	580	200	131	34	2:18':47"
20	1345	360	690	247	48	3:05':52"

6. Conclusions and further research

This paper presented a novel integer nonlinear programming model for the single machine scheduling problem with preemptive jobs in JIT environment to minimize the total tardiness/earliness penalties, interruption penalties and holding costs of all jobs which are work-in-process. The excellent advantage of the proposed model is to incorporate penalties of interruption and work-in-process jobs. The nonlinear formulation of the proposed model was liberalized using an innovative procedure. The performance of the model was illustrated by a numerical example. Sensitive analysis performed on interruption cost illustrated the impact of this feature on the model performance. CPU time required to reach optimal solution for the presented examples shows that obtaining an optimal solution for such hard problems in a reasonable time is computationally intractable.

An attractive future research trend is to investigate the preemptive jobs in JIT with parallel uniform or different machines. Also it would be appropriate to consider the problem studied here with the addition of some other assumptions like sequence dependent setup times. It is also interesting to work on other solution methods like stochastic algorithms and meta-heuristic algorithms to achieve even better results.

Appendix A. The Proof of proposition 1

This can be shown for each of the three possible cases that can arise.

- (i) $X_{ij} > X_{ij+1}$. By (10), $XP_{ij} - XM_{ij} > 0$. Since this is a minimization problem and the objective function cost coefficients are strictly positive, $XM_{ij} = 0$ and $XP_{ij} = X_{ij} - X_{ij+1}$ will hold in the optimal solution.
- (ii) $X_{ij} < X_{ij+1}$. By (10), $XP_{ij} - XM_{ij} < 0$. In this case, again with the coefficients of XP_{ij} and XM_{ij} being strictly positive, the objective function will ensure that $XP_{ij} = 0$ and thus $XM_{ij} = X_{ij+1} - X_{ij}$ will hold in the optimal solution.
- (iii) $X_{ij} = X_{ij+1}$. By (10), $XP_{ij} - XM_{ij} = 0$. In this case, both $XP_{ij} = 0$ and $XM_{ij} = 0$ will hold in the optimal solution since their coefficients in the objective function are strictly positive.

Appendix B. The Proof of proposition 2

Consider the following two cases:

- (i) $X_{ij} \cdot (C_i - j) = 0$. Such a situation arises under one of the following three sub-cases:
 - (a) $X_{ij} = 1$ and $(C_i - j) = 0$. $\forall i, j$;
 - (b) $X_{ij} = 0$ and $(C_i - j) > 0$. $\forall i, j$;
 - (c) $X_{ij} = 0$ and $(C_i - j) = 0$. $\forall i, j$;

In all of the three sub-cases given above, the value of $M_{ij} = 0$, because in these cases, constraint (11) implies $M_{ij} \geq 0$ or $-\infty$ and since M_{ij} has a strictly positive cost coefficient, the minimizing objective function ensures that $M_{ij} = 0$.

- (ii) $X_{ij} \cdot (C_i - j) = (C_i - j) > 0$. $\forall i, j$;
 Such a situation arises when $X_{ij} = 1$ and $(C_i - j) > 0$ so, constraint (11) implies $M_{ij} \geq (C_i - j)$ and since M_{ij} has a strictly positive cost coefficient, the minimizing objective function ensures that $M_{ij} = (C_i - j)$.

Appendix C. The Proof of proposition 3

Consider the following two sections:

- (i) In term $\max_j (X_{ij} \cdot j)$, we find the final position of process for job i , thus in constraint (12.2), when for the final position, for example position j , $X_{ij} = 1$, then Q_{ij} takes value j and for the following positions which are larger than j , X_{ij} s take value 0, then Q_{ij} finally turns value j which implies the final position of process in constraint (12.2).
- (ii) The non-linear constraint (12.2) can be liberalized by the following transformations $Q_{ij-1} \cdot X_{ij} = R_{ij}$ and $j \cdot X_{ij} = F_{ij}$, under the following sets of constraints:

$$R_{ij} \leq Q_{ij-1} + A(1 - X_{ij}) \quad \forall i, j; \tag{12.3}$$

$$R_{ij} \geq Q_{ij-1} - A(1 - X_{ij}) \quad \forall i, j; \tag{12.4}$$

$$R_{ij} \leq A \cdot X_{ij} \quad \forall i, j; \tag{12.5}$$

and

$$F_{ij} \leq j + A(1 - X_{ij}) \quad \forall i, j; \quad (12.6)$$

$$F_{ij} \geq j - A(1 - X_{ij}) \quad \forall i, j; \quad (12.7)$$

$$F_{ij} \leq A.X_{ij} \quad \forall i, j; \quad (12.8)$$

This section can be shown for each of the two possible cases that can arise.

1. $X_{ij} \cdot Q_{ij-1} = Q_{ij-1} \quad \forall i, j;$

Such a situation arises when $X_{ij} = 1$ so, constraints (12.3) and (12.4) implies $R_{ij} \leq Q_{ij-1}$ and $R_{ij} \geq Q_{ij-1}$ and ensures that $R_{ij} = Q_{ij-1}$.

2. $X_{ij} \cdot Q_{ij-1} = 0$. Such a situation arises under one of the following three sub-cases:

- (a) $X_{ij} = 1$ and $Q_{ij-1} = 0. \quad \forall i, j;$

- (b) $X_{ij} = 0$ and $Q_{ij-1} > 0. \quad \forall i, j;$

- (c) $X_{ij} = 0$ and $Q_{ij-1} = 0. \quad \forall i, j;$

In all of the three sub-cases given above, R_{ij} takes the value of 0, because in these cases, constraint (12.5) implies $R_{ij} \leq 0$ and ensures that $R_{ij} = 0$. Because R_{ij} has not a strictly positive cost coefficient, the minimizing objective function doesn't ensures that $R_{ij} = 0$. Thus, constraint (12.5) should be added to the mathematical model.

The performance of constraints (12.6) - (12.8) is similar to constraints' (12.3) and (12.5).

Appendix D. The Proof of proposition 4

Consider the following two sections:

- (i) In term $S_i = \min_j [j + A(1 - X_{ij})]$, we find the first position of process for job i . In constraint (13.2), when for the first position, for example position j , $X_{ij} = 1$, then B_{ij} takes value 1 and since for the following positions which are larger than j , B_{ijs} take value 1, then the summation of B_{ijs} implies the number of positions where job i is work-in-process. Thus S_i returns the first position number in constraint (13.3).

- (ii) The non-linear constraint (13.2) can be liberalized by the following transformation $B_{ij-1} \cdot X_{ij} = G_{ij}$, under the following sets of constraints:

$$G_{ij} \leq B_{ij-1} + A(1 - X_{ij}) \quad \forall i, j; \quad (13.4)$$

$$G_{ij} \geq B_{ij-1} - A(1 - X_{ij}) \quad \forall i, j; \quad (13.5)$$

$$G_{ij} \leq A.X_{ij} \quad \forall i, j; \quad (13.6)$$

Thus, constraints (13.1) - (13.6) should be added to the mathematical model. The performance of constraints (13.4) - (13.6) is similar to constraints' (12.3) - (12.5).

References

- Bector, C.R., Gupta, Y.P., & Gupta, M.C. (1988). Determination of an optimal common due date and optimal sequence in a single machine jobshop. *International Journal of Production Research* 26, 613–628.
- Bülbül, K., Kaminsky, P., & Yano, C. (2007). Preemption in single machine earliness/tardiness scheduling. *Journal of Scheduling* 10, 271-292.

- Davis, J.S., Kanet, J.J. (1993). Single-machine scheduling with early and tardy completion costs. *Naval Research Logistics* 40, 85-101.
- Esteve, B., Aubijoux, C., Chartier, A., & T'kindt, V. (2006). A recovering beam search algorithm for the single machine Just-in-Time scheduling problem. *European Journal of Operational Research* 127, 798-813.
- Garey, M.R., Tarjan, R.E., & Wilfong, G.T. (1988). One-processor scheduling with symmetric earliness and tardiness penalties. *Mathematics of Operations Research* 13, 330-348.
- Gupta, J.N.D., & Chantaravarapan S. (2008). Single machine group scheduling with family setups to minimize total tardiness. *International Journal of Production Research* 46, 1707-1722.
- Hendel, Y., Runge, N., & Sourd, F. (2009). The one-machine just-in-time scheduling problem with preemption. *Discrete Optimization* 6, 10-22.
- Hendel, Y., & Sourd, F. (2005). The single machine just-in-time scheduling problem with preemptions. In: MISTA 2005: proceedings of the 2nd multidisciplinary international conference on scheduling: theory and applications. p. 140-8.
- Hendel, Y., & Sourd, F. (2006). Efficient neighborhood search for the one-machine earliness/tardiness scheduling problem. *European Journal of Operational Research* 173, 108-119.
- Hepdogan, S., Moraga, R., DePuy, G.W., & Whitehouse G.E. (2009). A meta-RaPS for the early/tardy single machine scheduling problem. *International Journal of Production Research* 47, 1717-1732.
- Hoogeveen, J.A., & Van de Velde, S.L. (1996). A branch-and-bound algorithm for single-machine earliness/tardiness scheduling with idle time. *INFORMS Journal on Computing* 8, 402-412.
- Khorshidian, H., Javadian, N., Zandieh, M., Rezaeian, J., & Rahmani, K. (2011). A genetic algorithm for JIT single machine scheduling with preemption and machine idle time. *Expert Systems with Applications* 38, 7911-7918.
- Liao, C.-J., & Cheng, C.-C. (2007). A variable neighborhood search for minimizing single machine weighted earliness and tardiness with common due date. *Computers and Industrial Engineering* 52, 404-413.
- Luo, X., Chu, Ch., & Wang, Ch. (2006). Some dominance properties for single-machine tardiness problem with sequence-dependent setup times. *International Journal of Production Research* 44, 3367-3378.
- M'Hallah, R. (2007). Minimizing total earliness and tardiness on a single machine using a hybrid heuristic. *Computers & Operations Research* 34, 3126-3142.
- Nandkeolyar, U., Ahmed, M., & Sundararaghavan, P. (1993). Dynamic single-machine-weighted absolute deviation problem: predictive heuristics and evaluation. *International Journal of Production Research* 31(6), 1453-1466.
- Runge, N., & Sourd, F. (2009). A new model for the preemptive earliness-tardiness scheduling problem. *Computers & Operation Research*, 36, 2242-2249.
- Seidmann, A., Panwalkar, S.S., & Smith, M.L. (1981). Optimal assignment of due dates for a single processor scheduling problem. *International Journal of Production Research* 19, 393-399.
- Shirazi, B., Fazlollahtabar, H., & Sahebjamnia, N. (2010). Minimizing arbitrary earliness/tardiness penalties with common due date in single-machine scheduling problem using a Tabu-Geno-Simulated Annealing. *Materials and Manufacturing Processes* 25, 515-525.
- Sourd, F., & Kedad-Sidhoum, S. (2003). The one-machine scheduling with earliness and tardiness penalties. *Journal of Scheduling* 6, 533-549.
- Sourd, F., & Kedad-Sidhoum, S. (2008). A faster branch-and-bound algorithm for the earliness_tardiness scheduling problem. *Journal of Scheduling* 11, 49-58.
- Szwarc, W., & Mukhopadhyay, S.K. (1955). Optimal timing schedules in earliness/tardiness single machine sequencing. *Naval Research Logistics* 42, 1109-1114.
- Tavakkoli-Moghaddam, R., Moslehi, G., Vasei, M., & Azaron, A. (2005). Optimal scheduling for a single machine to minimize the sum of maximum earliness and tardiness considering idle insert. *Applied Mathematics and Computation* 167, 1430-1450.

- Tavakkoli-Moghaddam, R., Moslehi, G., Vasei, M., & Azaron, A. (2006). A branch-and-bound algorithm for a single machine sequencing to minimize the sum of maximum earliness and tardiness with idle insert. *Applied Mathematics and Computation* 174, 388-408.
- Ventura, J.A., & Weng, M.X. (1994). Single-machine scheduling for minimizing total cost with identical, asymmetrical earliness and tardiness penalties. *International Journal of Production Research* 32, 2725–2729.
- Wan, G., & Yen, B.P.C. (2002). Tabu search for single machine with distinct due windows and weighted earliness/tardiness penalties. *European Journal of Operational Research* 142, 271-281.
- Wan, G., & Yen, B.P.-C. (2009). Single machine scheduling to minimize total weighted earliness subject to minimal number of tardy jobs. *European Journal of Operational Research* 195, 89-97.